



Understanding guidelines

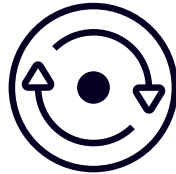
Following guidelines is a prerequisite for a good rating

Why should you care about guidelines?



Rating

It is not possible to get a high rating if your slides don't **follow the client guidelines**



Less rework

If you implement guidelines from the start you will have **fewer edits** from the admins (who check that everything follows guidelines)



Speed

Following guidelines **makes you faster** as you don't have to think about what style to follow

Clients want their companies to be represented consistently

Clients care

Clients care about their guidelines as they help them to be consistent across whole company and look professional and unified.



Why do we care about client guidelines?



Consistency

Clients pay us to have all their presentations **'on-brand'** – every single time.



Objectivity

Design is to a large extent subjective.
By having a set of rules we make it more objective and improve the chances of making something that client likes.

Learn more about understanding guidelines in our training video

**CLICK IN
HERE FOR
VIDEO**



Guidelines

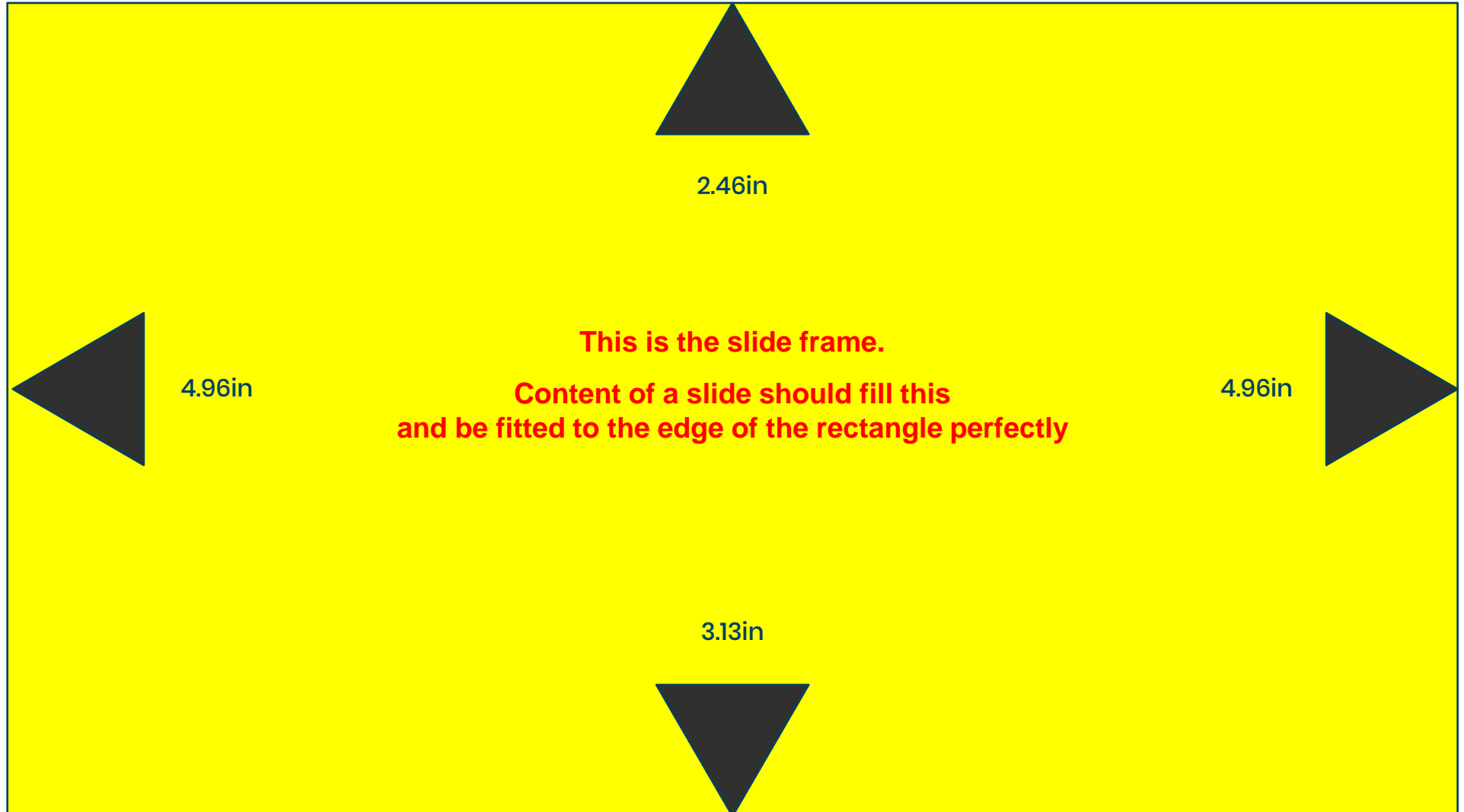
Example 1

Innovation – productivity – optimization

Client guidelines example
Name of client: Nordic Consulting

Title goes here in Poppins Black size 24

Subtitle goes here in Poppins Medium size 12



Text boxes settings, font types and bullet points

This is heading – Poppins medium , Bold

All body text is Poppins medium and color Dark Grey (R:48, G:48, B:48).

This is **highlighted text**.

Use only 1 font size per slide (maximum 2 as an exception).

Text box setting

- Do not Autofit
- Shrink text on overflow
- Resize shape to fit text

Left margin	0.25 cm	0.1 inch
Right margin	0.25 cm	0.1 inch
Top margin	0.25 cm	0.1 inch
Bottom margin	0.25 cm	0.1 inch
<input checked="" type="checkbox"/> Wrap text in shape		

Quote example



This is an example of somebody saying something smart. This is an example of somebody saying something smart.

Person who said the quote

Bullet points settings

Follow these settings for bullet points:
Bullet point is square.

- 1st level bullet point setting
 - 2nd level bullet point setting
 - 3rd level bullet point setting

Main colors



RGB:
0,63,98



RGB:
3,85,109



RGB:
0,121,174



RGB:
25,147,203




RGB:
7,170,219

Highlight



RGB:
230,20,215



RGB:
242, 242, 242

Gradient



RGB:
0,63,98



RGB:
3,85,109



RGB:
0,121,174



RGB:
25,147,203



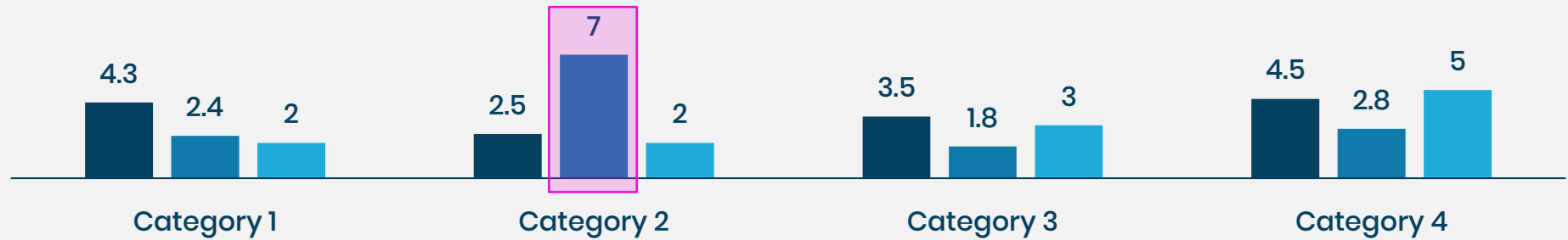
RGB:
7,170,219

Icon style is lined



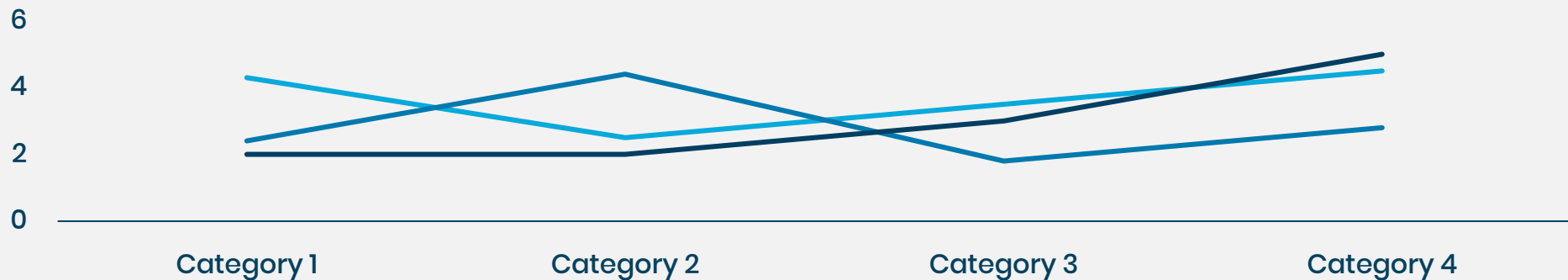
Bar graph

■ Series 1 ■ Series 2 ■ Series 3 ■ Highlight



Line graph

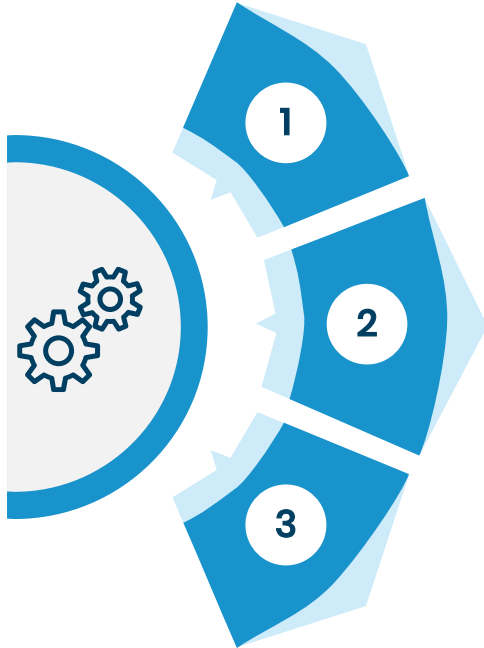
— Series 1 — Series 2 — Series 3



An aerial, black and white photograph of a city, likely Copenhagen, showing a dense urban landscape with numerous buildings and a prominent church spire on the left. A blue semi-transparent banner is overlaid across the middle of the image, containing the text 'Client's inspiration slides'.

Client's inspiration slides

Lorem ipsum dolor sit amet, consectetur adipiscing elit



Lorem ipsum dolor sit amet, consectetur adipiscing elit


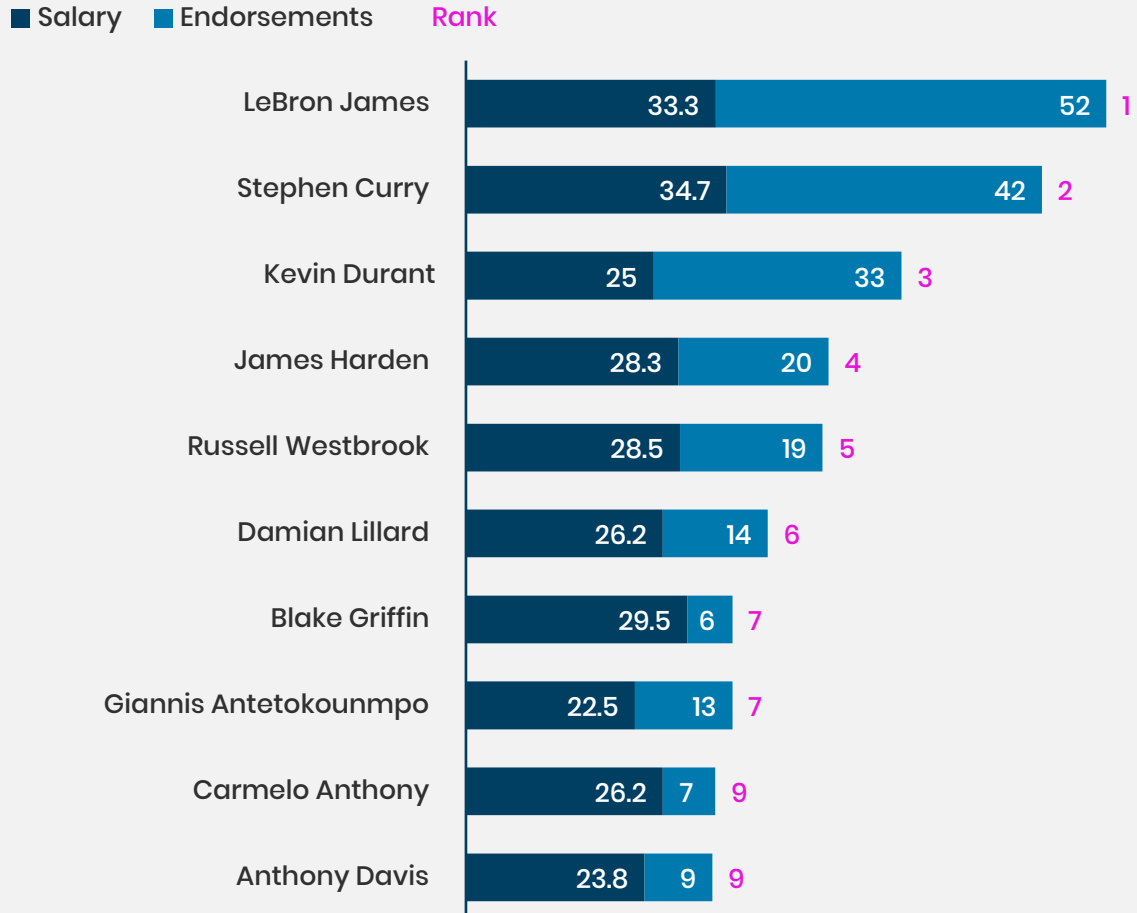
Lorem ipsum dolor sit amet, consectetur adipiscing elit

Lorem ipsum dolor sit amet, consectetur adipiscing elit
Lorem ipsum dolor sit amet, consectetur adipiscing elit

“ Lorem ipsum dolor sit amet, consectetur adipiscing elit lorem ipsum dolor sit amet, consectetur adipiscing elit lorem ipsum dolor sit amet

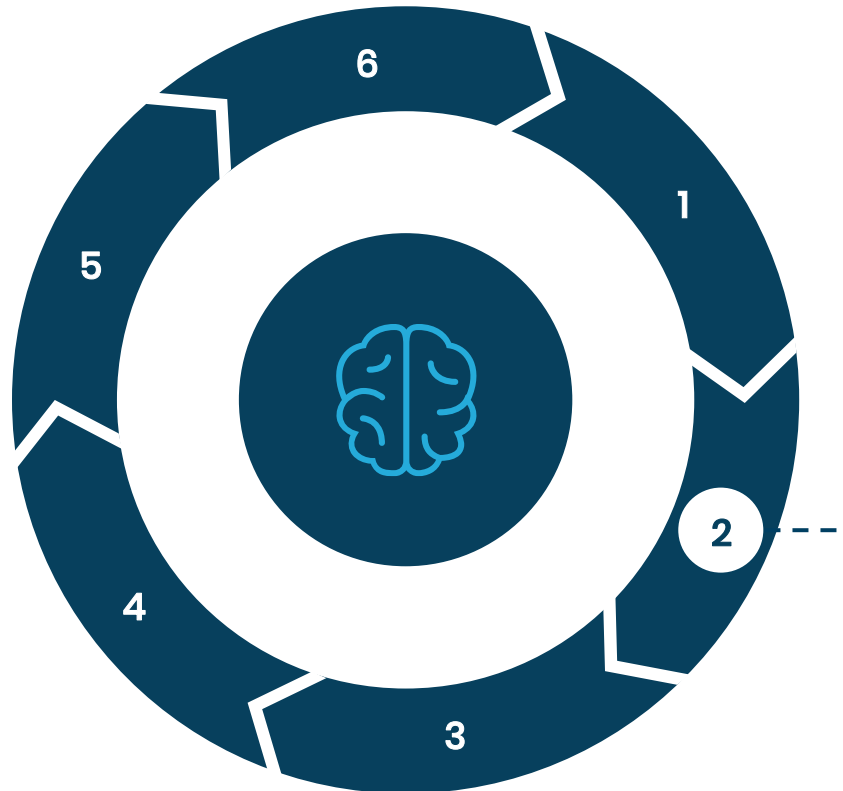
Lorem ipsum dolor sit amet, consectetur adipiscing elit

Lorem ipsum dolor sit amet, consectetur adipiscing elit



Client inspirational material 3/3

Subtitle goes here in Poppins Medium size 12



1



Lorem ipsum dolor sit amet, consectetur adipiscing elit

2



Lorem ipsum dolor sit amet, consectetur adipiscing elit

3



Lorem ipsum dolor sit amet, consectetur adipiscing elit

4



Lorem ipsum dolor sit amet, consectetur adipiscing elit

5



Lorem ipsum dolor sit amet, consectetur adipiscing elit

6



Lorem ipsum dolor sit amet, consectetur adipiscing elit

Guidelines

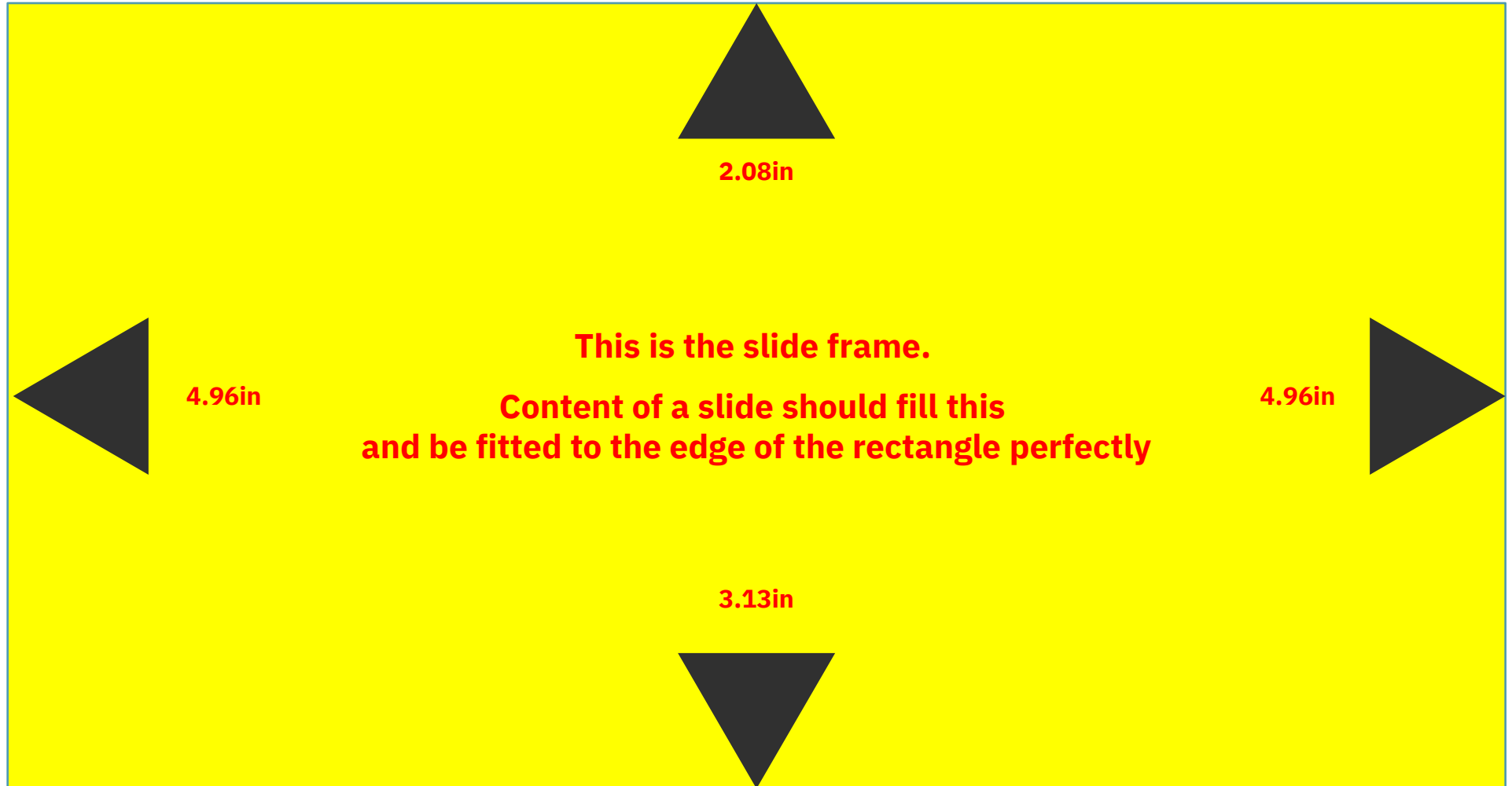
Example 2



Client guidelines example

Name of client: **Executive Advisors**

Title goes here in IBM SemiBold size 24



Text boxes settings, font types and bullet points

This is heading - IBM Plex Sans, Bold

All body text is IBM Plex Sans and color Aqua (R:80, G:154, B:175).

This is **highlighted text**.

Use only 1 font size per slide (maximum 2 as an exception).

Text box setting

- Do not Autofit
- Shrink text on overflow
- Resize shape to fit text

Left margin

Right margin

Top margin

Bottom margin

Wrap text in shape

Quote example

"This is an example of somebody saying something smart. This is an example of somebody saying something smart."

Person who said the quote

Bullet points settings

Follow these settings for bullet points:
Bullet point is round.

- 1st level bullet point setting
- 2nd level bullet point setting
- 3rd level bullet point setting

Colors



Main colors



RGB
80, 154,
175




RGB
125, 216,
199

Highlight




RGB
97, 44,
131

Secondary colours



RGB
242, 242,
242



RGB
245, 255,
195



RGB
191, 191,
191

Icons

Line and dotted icons



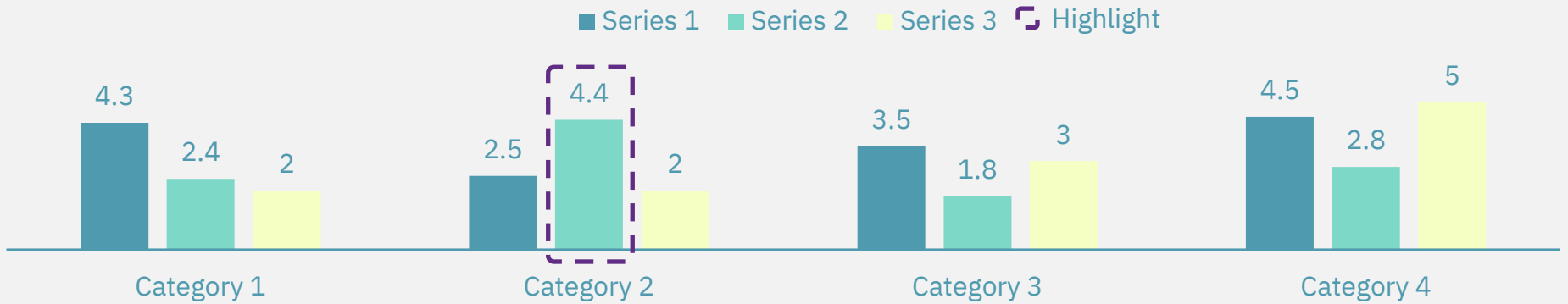
or thin line icons



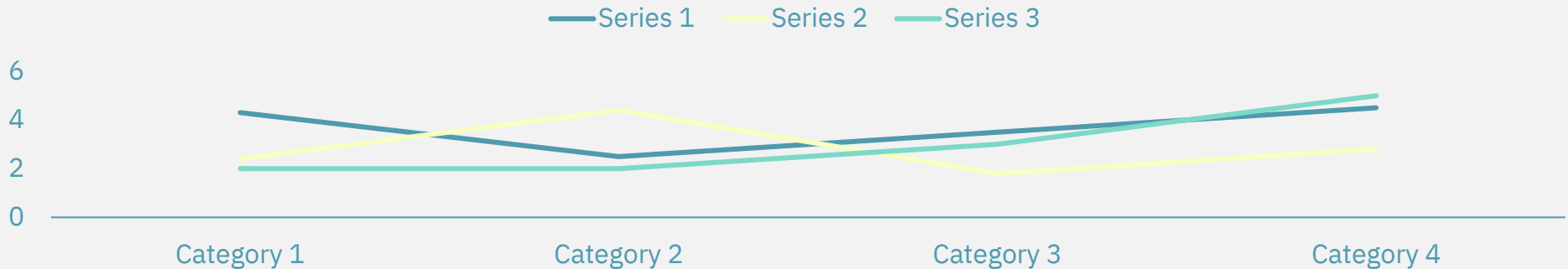
You have to keep only one consistent style throughout whole file!

Graphs

Bar graph



Line graph



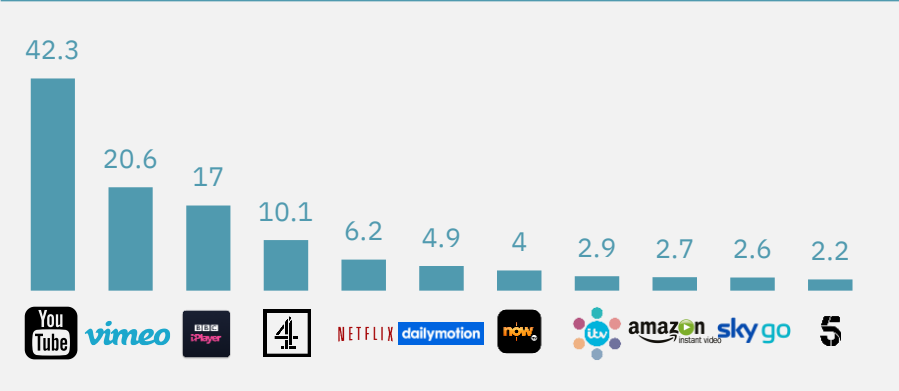


Client's inspiration slides

Client inspiration 1/4



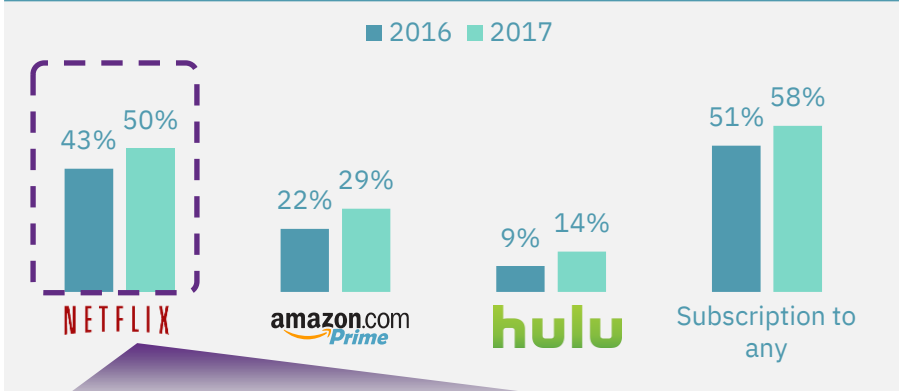
Lorem ipsum dolor sit amet, consectetur adipiscing elit lorem ipsum dolor sit amet, consectetur adipiscing elit lorem ipsum



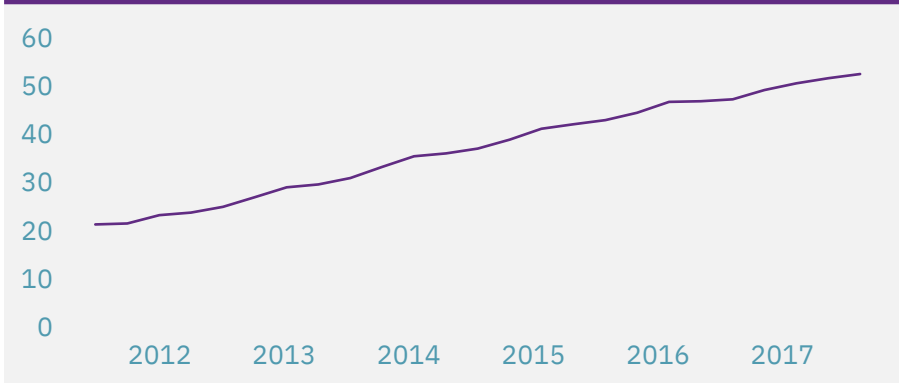
Lorem ipsum dolor sit amet, consectetur adipiscing elit lorem ipsum dolor sit amet, consectetur adipiscing elit lorem ipsum

- Lorem ipsum **dolor sit amet**, consectetur adipiscing elit lorem ipsum dolor sit amet, consectetur adipiscing elit lorem ipsum
- Lorem ipsum dolor sit amet, consectetur adipiscing elit lorem ipsum dolor sit amet, consectetur **adipiscing elit lorem** ipsum
- Lorem **ipsum dolor** sit amet, consectetur adipiscing elit lorem ipsum dolor sit amet, consectetur adipiscing elit lorem ipsum

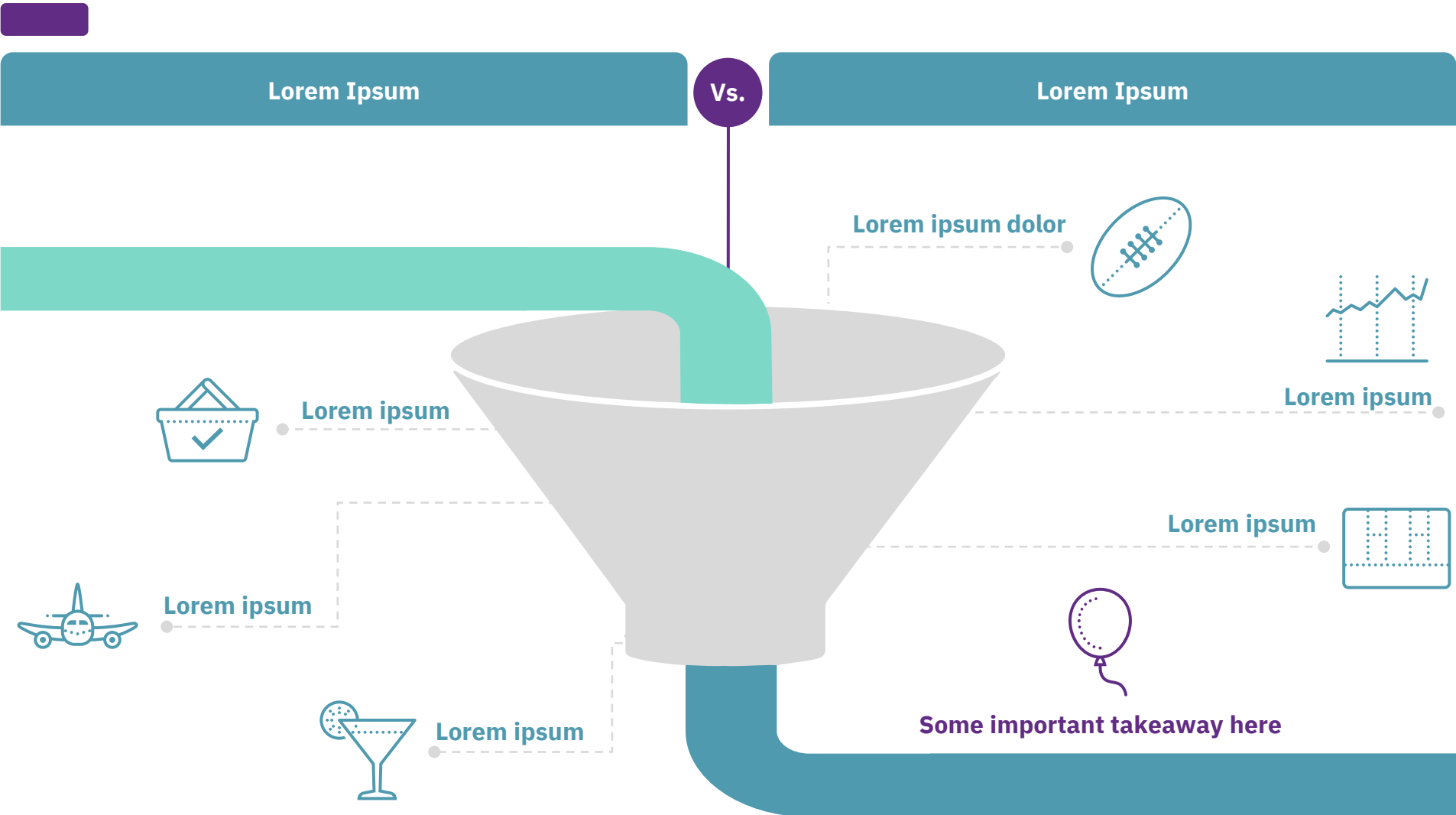
Lorem ipsum dolor sit amet, consectetur adipiscing elit lorem ipsum dolor sit amet, consectetur adipiscing elit lorem ipsum



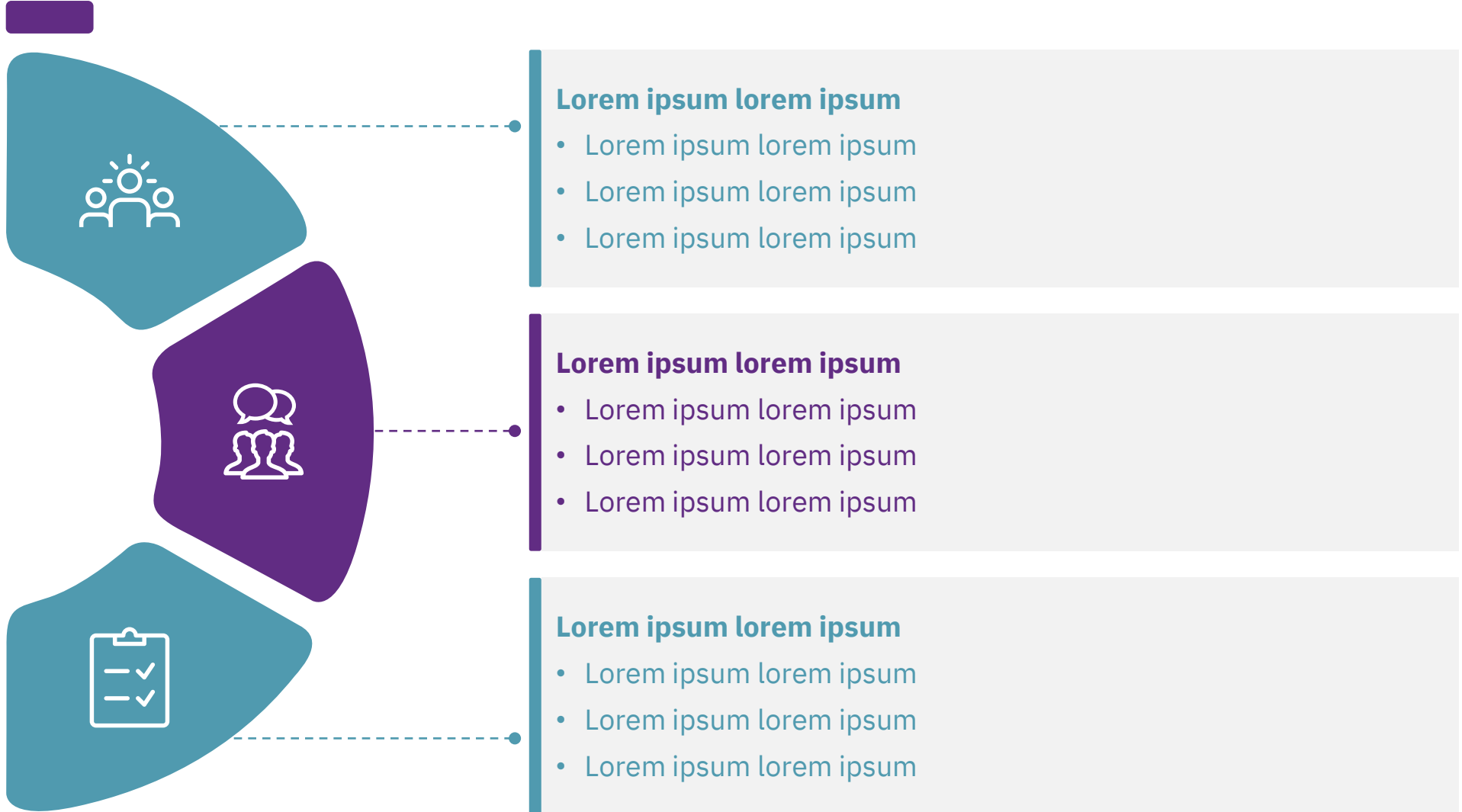
Lorem ipsum dolor sit amet, consectetur adipiscing elit lorem ipsum dolor sit amet, consectetur adipiscing elit lorem ipsum



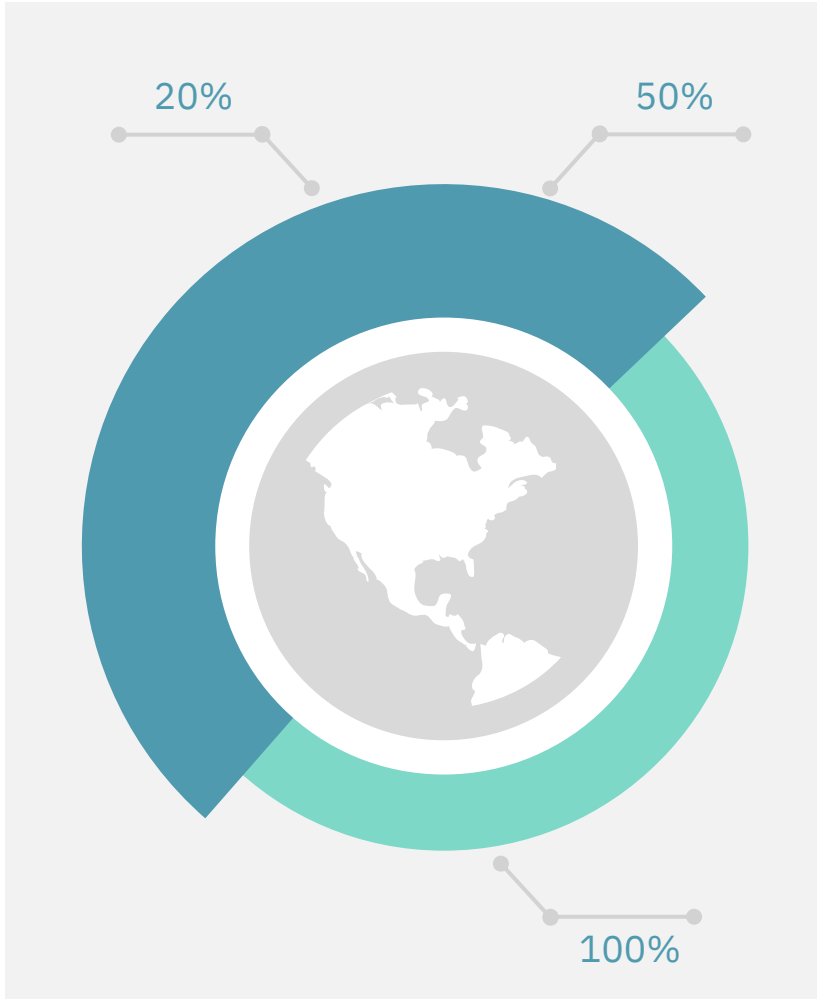
Client inspiration 2/4



Client inspiration 3/4



Client inspiration 4/4



Lorem ipsum



Lorem ipsum



Lorem ipsum



With



from Boston



Talent knows
no borders

knowmoreplatform.com